

smart CHOICES

Healthy Food and Drink Supply Strategy
for Queensland Schools
(Ready reckoner revised 2016)

Acknowledgments

The Queensland Health and Education Queensland Joint Work Plan 2004–2007 Healthy Weight Working Group has produced a strategy to address the nutritional value of food and drinks supplied in Queensland schools.

The strategy is based on the NSW Department of Health and NSW Department of Education and Training *Canteen Menu Planning Guide*, 2004, which is part of the NSW Healthy School Canteen Strategy.

Education Queensland and Queensland Health wish to thank and acknowledge the contribution of the following people in the development of the *Healthy Food and Drink Supply Strategy for Queensland Schools*.


Working Group

Ms Jacky Dawson, Education Queensland (Chair)
Mr Mathew Dick, Queensland Health (Secretariat)
Mr Tony Kitchen, Queensland Catholic Education Commission
Dr Amanda Lee, Queensland Health
Ms Jenene Rosser, Association of Independent Schools Queensland
Mr Ian Whitehead, Sport and Recreation Queensland

Nutrition Reference Group

Australian Dental Association Queensland
Australian Medical Association Queensland
Diabetes Australia Qld
Dietitians Association of Australia, Queensland Division
Education Queensland
Federation of Canteens in Schools (FOCiS)
Federation of Parents and Friends Associations
Health Promoting Schools Association Queensland
Heart Foundation (Queensland Branch)
Home Economics Institute of Australia (Queensland) Inc.
Nutrition Australia
Queensland Association of School Tuckshops
Queensland Council of Parents and Citizens' Associations Inc.
Queensland Health (Chair)
School Nutrition Action Coalition
The Queensland Independent Schools Parents Council

Copyright protects this publication. Except for purposes permitted by the Copyright Act, reproduction by whatever means is prohibited. Queensland schools are permitted to make multiple copies of the material in this book without infringing copyright, provided the number of copies does not exceed the number of copies required in any one school. Any inquiries should be addressed to the Copyright Officer, Education Queensland, PO Box 15033, City East, Qld 4002.



Contents

Smart Choices	2
Background	3
Smart Choices Food and Drink Selector	7
Nutrient criteria to identify 'Occasional' foods and drinks	14
Reading nutrition information panels	16
Nutrition information and serve size	17
Ready Reckoner	19
Resources	24
How to use the CD-ROM	26



Smart Choices

In recent years, levels of overweight and obesity in children and young people have increased dramatically – now around a quarter of our children are overweight or obese. This is a serious issue as overweight and obesity carry a greater risk of a number of immediate and long-term health and psychosocial problems. Excess weight gain in children is usually a result of excess energy intake (kilojoules or calories) through eating too much food or the wrong type of food, combined with doing too little physical activity or being inactive for too much of the day. Food and drinks consumed by children also affect oral (dental) health and contribute to the high rates of tooth decay in Queensland children.

The development of a strategy to address the nutritional value of food and drinks supplied at school or school activities was identified as an action in the Queensland Health and Education Queensland Joint Work Plan 2004–2007. The *Healthy Food and Drink Supply Strategy for Queensland Schools* is all about offering healthy food and drink choices to students in Queensland schools.

School food and drink supply includes all situations where food is supplied in the school environment – tuckshops, vending machines, school excursions, school camps, fundraising, classroom rewards, school events such as celebrations and sports days, and food used in curriculum activities.

The *Healthy Food and Drink Supply Strategy for Queensland Schools* reflects the *Australian Dietary Guidelines for Children and Adolescents* and *The Australian Guide to Healthy Eating* (AGTHE). Information is provided about the following areas:

- the nutritional value of foods
- the most appropriate (and healthiest) food choices
- the nutrient criteria for identifying foods and drinks that need to be restricted.

To support the implementation of the strategy a *Smart Choices* resource package has been produced which comprises:


- *Healthy Food and Drink Supply Strategy for Queensland Schools* including the Food and Drink Selector
- Food and Drink Spectrum poster
- CD-ROM containing a copy of the strategy, which includes the Food and Drink Selector, 'Occasional' Food and Drink Criteria table, Food and Drink Spectrum and a presentation for use by schools and Parents and Citizens Associations.

The *Smart Choices – Food and Drink Selector* offers a new way of determining which food and drinks are able to be supplied in schools. Making selections can be a very challenging task. There are many potential food and drink items that could be supplied in schools. The information provided in this strategy will help to make this task easier.

The role of schools

Schools have an important role in promoting healthy eating and physical activity to students and providing an environment that supports a healthy lifestyle. A healthy diet can improve behaviours critical to educational success and performance at school. Effective school-based nutrition and health interventions can also help improve academic performance.

Tuckshops are an important part of the school environment; they can model healthy food and drink choices that are tasty, interesting and affordable, and provide the means to put into practice nutrition messages taught in the classroom.



Background

The *Healthy Food and Drink Supply Strategy for Queensland Schools* is based on the *Australian Dietary Guidelines for Children and Adolescents (2003)* and *The Australian Guide to Healthy Eating (AGTHE)*.

Australian Dietary Guidelines for Children and Adolescents

The *Australian Dietary Guidelines for Children and Adolescents (2003)* were developed by the National Health and Medical Research Council as a useful tool to promote healthy eating patterns. They are based on the best scientific evidence available and current knowledge about what children need to grow and develop to their optimum potential. The guidelines are not listed in order of importance and should be considered together as a package rather than in isolation.



The Australian Dietary Guidelines for Children and Adolescents
Encourage and support breastfeeding.
Children and adolescents need sufficient nutritious foods to grow and develop normally. Growth should be checked regularly for young children. Physical activity is important for all children and adolescents.
Enjoy a wide variety of nutritious foods.
Children and adolescents should be encouraged to: <ul style="list-style-type: none"> • eat plenty of vegetables, legumes and fruits • eat plenty of cereals, (including breads, rice, pasta and noodles), preferably wholegrain • include lean meat, fish, poultry and/or alternatives • include milks, yoghurt, cheese and/or alternatives. Reduced fat milks are not suitable for young children under two years old, because of their energy needs, but reduced fat varieties should be encouraged for older children and adolescents • choose water as a drink.
and care should be taken to: <ul style="list-style-type: none"> • limit saturated fat and moderate total fat intake. Low fat diets are not suitable for infants • choose foods low in salt • consume only moderate amounts of sugars and foods containing added sugars.
Care for your child's food: prepare and store it safely.

Source: *Food for Health: Dietary Guidelines for Children and Adolescents in Australia*, National Health and Medical Research Council.




Food safety

The *Australian Dietary Guidelines* now include a guideline about food safety in recognition of the importance of being vigilant when preparing and serving food. Schools, including the tuckshop, have a responsibility to maintain safe food-handling practices and high standards of hygiene. This is essential to avoid food poisoning and ensure students have access to high-quality, safe and suitable food.

Many resources are available to assist in meeting safe food-handling requirements and are listed on pages 24–25.

The Australian Guide to Healthy Eating

The *Australian Guide to Healthy Eating* provides information about the amounts and kinds of food we need each day from the five basic food groups to obtain sufficient nutrients for good health and wellbeing and is consistent with the *Australian Dietary Guidelines*.



The Australian Guide to Healthy Eating, Commonwealth Copyright 1998, is reproduced with permission of the Australian Government Department of Health and Ageing, 2005.



The basic five food groups

While the *Australian Dietary Guidelines* provide the general framework for how and what should be eaten, the AGTHE provides more specific advice regarding the number of serves needed from each of the basic five food groups.

The AGTHE uses a plate model, divided into different sized segments, to indicate the proportions of food from each of the five food groups that we should be eating for good health. Foods are grouped together because they share a similar range of nutrients. Over three-quarters of food intake should come from three major food groups – the breads, cereals, rice, pasta and noodles group, the vegetables and legumes group, and the fruit group.





Extra foods

Some foods do not fit into the five food groups because they are not essential to provide the nutrients needed. They are regarded as 'extra' foods and include biscuits, cakes, desserts, pastries, soft drinks, high-fat snack items such as crisps, pies, pasties, sausage rolls and other takeaways, lollies and chocolates.

Most of these foods are high in fat (particularly saturated fat), and/or salt and/or added sugar and for these reasons it is recommended their intake is limited. When eaten only occasionally or in small serves they can add variety to the diet without replacing the healthier foods needed each day.

How many serves?

The number of serves of different foods children and young people should eat on average each day depends on an individual's body size and activity level.

The table below provides a guide to the number of serves of each of the five food groups that children and young people should aim to eat each day. Very active children and young people may need more each day than shown in the table.

Children can consume up to one-third of their daily nutritional intake at school. As many children regularly purchase food from school tuckshops, it is important that tuckshops provide a wide variety of foods from the five food groups and promote and model healthy food choices.

What is a serve?

Example serves in the table on the following page define the amount of food that equals one serve within each food group. For example, two slices of bread or one medium bread roll is equivalent to one serve. Read the table below in conjunction with the table on the following page to work out how much food from each food group to aim for each day.

Recommended number of daily serves for children and young people

	4–7 Years	8–11 Years	12–18 Years
Cereals (including breads, rice, pasta, noodles)	5–7	6–9	5–11
Vegetables, legumes	2	3	4
Fruit	1	1	3
Milk, yoghurt, cheese	2	2	3
Lean meat, fish, poultry, nuts and legumes	1/2	1	1
Extra foods (have no more than)	1–2	1–2	1–3

Source: *The Australian Guide to Healthy Eating*, Commonwealth Department of Health and Family Services, 1998.



Examples of a serve

Bread, cereals, rice, pasta, noodles	
2 slices of bread 1 medium bread roll 1 cup cooked rice, pasta, or noodles	1 cup cooked porridge 1 cup breakfast cereal flakes or 1/2 cup muesli
Vegetables and legumes (choose a variety)	
Starchy vegetables	
1 medium potato or yam 1/2 medium sweet potato 1 medium parsnip	
Dark green leafy vegetables	
1/2 cup cabbage, spinach, silverbeet, broccoli, cauliflower or brussel sprouts	
Legumes and other vegetables	
1 cup lettuce or salad vegetables 1/2 cup broad beans, lentils, peas, green beans, zucchini, mushrooms, tomatoes, capsicum, cucumber, sweetcorn, turnips, swede, sprouts, celery, eggplant etc.	
Fruit	
1 piece medium sized fruit (for example apple, orange, mango, mandarin, banana, pear, peach etc.) 2 pieces of smaller fruit for example apricots, kiwi fruit, plums, figs 1 cup diced pieces or canned fruit	1/2 cup fruit juice 1/4 medium melon (rockmelon, honeydew) Dried fruit for example 4 dried apricots, 1 1/2 tablespoons sultanas About 20 grapes or cherries About 8 strawberries
Milks, yoghurt, cheese and alternatives	
250 ml glass or one cup of milk (can be fresh, long life or reconstituted milk) 1/2 cup evaporated milk 40 g (2 slices) of cheese 250 ml (1 cup custard)	200 g (1 small carton) of yoghurt, plain or fruit, or, as an alternative try: 1 cup of calcium-fortified soy milk 1/2 cup pink salmon with bones
Meat, fish, poultry and alternatives	
65–100 g cooked meat or chicken (for example 1/2 cup mince, 2 small chops or 2 slices roast meat) 80–120 g cooked fish fillet, or as an alternative try: 2 small eggs 1/2 cup cooked (dried) beans, lentils, chick-peas, split peas or canned beans 1/3 cup peanuts or almonds	
Extras	
These foods can occasionally be included for variety. They are generally higher in saturated fat and/or sugar, kilojoules and salt.	
Some examples include: 1 small–medium piece of plain cake or 1 bun 3–4 plain sweet biscuits Half a small chocolate bar 60 g jam, honey (1 tablespoon)	30 g potato crisps 1 slice pizza = 2 extras 1 can soft drink or 2 glasses cordial 2 scoops ice-cream 1 meat pie or pasty = 3 extras 2 tablespoons of cream or mayonnaise

Source: *The Australian Guide to Healthy Eating*, Commonwealth Department of Health and Family Services, 1998.



The smart choices food and drink selector

The *Smart Choices – Food and Drink Selector* on pages 7–18 assists with making selections on foods and drinks to be supplied in schools. Foods and drinks have been classified into three categories according to their nutritional value: Green, Amber and Red.

GREEN ‘Have plenty’

Encourage and promote these foods and drinks in the school.

AMBER ‘Select carefully’

Do not let these foods and drinks dominate choices and avoid large serve sizes.

RED ‘Occasional’

Limit the availability of these foods and drinks to **no more than two** occasions per term.

You will note that there is a clear distinction between the AMBER and RED categories. This is because foods in the RED category are to be available on **no more than two occasions** per term. A set of nutrient criteria is provided (on page 15) that will enable you to determine whether a certain food sits within the RED category.

Staff and parents also eat from the school tuckshop. While their needs may be different to children, it is important that adults in the school model healthy food choices.



Links to the school curriculum

The school curriculum seeks to improve students’ understanding of good nutrition and develop the skills to make positive health decisions. Learning about healthier food choices may encourage children to try new foods. Classroom activities also provide an opportunity for students to be involved in planning and promoting healthier foods.

The *Smart Choices – Food and Drink Spectrum* which appears on the following page is a visual guide that shows where certain foods and drinks fit. The spectrum has been reproduced as a poster and accompanies this resource package.



smart
CHOICES

Food and drink

SPECTRUM

‘Have Plenty’



Encourage and promote these foods and drinks.

These foods and drinks:

- are excellent sources of important nutrients
- are low in saturated fat and/or added sugar and/or salt
- help to avoid an intake of excess energy (kilojoules or calories)

‘Select carefully’



Do not let these foods and drinks dominate the choices and avoid large serving sizes.

These foods and drinks:

- have some nutritional value
- have moderate amounts of saturated fat and/or added sugar and/or salt
- can, in large serve sizes, contribute excess energy (kilojoules or calories)



These foods and drinks are to be supplied on no more than two occasions per term.

These foods and drinks:

- lack adequate nutritional value
- are high in saturated fat and/or sugar and/or salt
- can contribute excess energy (kilojoules or calories)

Queensland Government
Department of Education and the Arts
Queensland Health

Based on the NSW Department of Health and NSW Department of Education and Training, *Canteen Menu Planning Guide 2004*, which is part of the NSW Healthy School Canteen Strategy.

'Have plenty' – the GREEN category

These foods and drinks should be encouraged and promoted to students as the best choice and included as a major part of the daily school tuckshop menu. Foods from this category of the food and drink spectrum are the best choices because in general they:

- are excellent sources of important nutrients
- are low in saturated fat and/or added sugar and/or salt
- help to avoid an intake of excess energy (kilojoules)

Foods and drinks in this category are based on the basic five food groups and *The Australian Dietary Guidelines*. Included are bread, cereals, rice, pasta, noodles, vegetables, fruit, reduced-fat milk, yoghurt, cheese, lean meat, fish, poultry, eggs, nuts and legumes. Providing a range of healthy food choices is important for variety. Water is an important part of this category.

Within this category even healthier choices can be made. Wholegrain breads and cereal products are healthier because they incorporate all of the natural grain and are higher in fibre. For example: air-popped popcorn, high-fibre breakfast cereals, wholemeal, rye and high-fibre breads and crispbreads. Fruits that are eaten with the skin on are also higher in fibre.

Encourage and promote these foods and drinks

Foods and drinks from the GREEN category can be marketed as tasty, less-expensive choices. Take every opportunity to include foods from this category as part of the school tuckshop menu. For example, add at least one salad vegetable to sandwiches and rolls, add salad to burgers, and serve chilled or frozen fruit pieces at lunchtime.





Presentation is an important factor in selection. Colour, flavour, texture and temperature are key ingredients in the successful presentation of food and drinks. If it looks good and tastes great – students will buy it!

Promote food and drinks in the GREEN category at all occasions where food and drinks are supplied.

The Queensland Association of School Tuckshops and Nutrition Australia have helpful

resources to assist you to encourage and promote these foods. See the contact list on page 24.

The following information provides a broad description and example of the types of food and drinks that fit into the GREEN category of the spectrum.

For more information on better choices within the GREEN category and ways of serving these foods and drinks, refer to the **Ready Reckoner** on pages 19–23.

The GREEN Category

Food type	Examples
Breads	White, multigrain, wholemeal, rye, hi-fibre breads or rolls including: burritos, English muffins, focaccia, lavash, Lebanese, pita, raisin/fruit, tortillas and Turkish. Some corn crispbreads and rice cakes also fit into GREEN.
Cereal foods	Rice, pasta, noodles, polenta and burghul (often used in tabouleh salad).
Breakfast cereals	Wholegrain breakfast cereals that are high in fibre and lower in salt and sugar.
Vegetables	Fresh and frozen vegetables used in a variety of different ways.
Fruit	Washed fresh fruits, frozen, canned and dried fruits.
Legumes	All forms of prepared beans and peas – baked beans, red kidney beans, soy beans, mung beans, lentils, chick-peas, peas, bean curd, tofu and pappadums (made from legume flour).
Reduced-fat dairy products	Reduced-fat milk (plain and flavoured), yoghurt, cheese and custard.
Lean meat, fish, poultry and alternatives	Lean chicken, beef, lamb, pork, canned tuna and salmon, and eggs. Unsalted plain and mixed nuts.
Drinks	Water is the best drink and a great thirst quencher! Reduced fat milk and soy drinks also fit into the GREEN category.



‘Select carefully’ – the AMBER category

Selecting foods and drinks carefully means:

- reducing the number of AMBER foods and drinks supplied and selecting healthier choices from this category
- offering some of these foods and drinks only on certain days of the week
- avoiding large serving sizes.

AMBER foods are mainly processed foods that have had some sugar, salt or fat added to them. These foods should be selected carefully because in general they:

- have some nutritional value
- have moderate amounts of saturated fat and/or added sugar and/or salt
- can, in large serve sizes, contribute excess energy (kilojoules).

Don't let these foods and drinks dominate

The foods and drinks that are found in the AMBER category offer convenience. It is acknowledged that this is very important in a tuckshop setting. However, these products should not dominate the menu at the expense of healthier choices. A selection that consists mostly of AMBER foods will provide students with food choices containing too many kilojoules at the expense of the fresh food choices that children and young people need for health and vitality.

Avoid large serving sizes

There is a general trend towards serving or packaging foods and drinks in larger serving sizes, for example, some meat pies are 25 per cent bigger today than they were several years ago. Eating foods and drinks in larger serve sizes makes it easier to consume excess kilojoules. Select moderate serve sizes instead. **If you are packaging and promoting foods and drinks in the tuckshop consider the size of the serve.**

Select healthier choices within the AMBER category

There are healthier product choices within the AMBER category of the spectrum that contain reduced levels of saturated fat, salt or sugar when compared to the regular products. To assist you in selecting foods and drinks that are healthier choices use the Nutrition Australia school tuckshop product guide or the FOCiS Star Choice Registered Product List available from the Queensland Association of School Tuckshops.

Types of foods and drinks that fit into AMBER

The following information provides a broad description of the types of foods and drinks that are likely to fit into the AMBER category of the spectrum. For more information on better choices and ways of serving these products, refer to the Ready Reckoner on pages 19–23.



The AMBER Category

Food type	Examples
Full-fat dairy foods	Milk (plain and flavoured), yoghurt, frozen yoghurt, custard and cheese. Full-fat flavoured milks in large serve sizes can contribute excess energy (kilojoules).
Savoury commercial products	There are many savoury commercial food products in the marketplace. Check labels against the nutrient criteria (on page 15) to ensure products fit into AMBER and not into the RED category. Examples include savoury pastries, spring rolls and dim sims, pasta products such as lasagne, pizza, oven-baked potato products, sausages, frankfurters, meat patties (not crumbed), meat balls and chicken drumsticks. Choose foods from a registered product list.
Processed meats	Use in small amounts only, as larger serve sizes can provide too much saturated fat and/or salt. Examples include devon, ham, salami, bacon, chicken roll, corned beef and pastrami.
Margarine, mayonnaise and oil	Choose polyunsaturated or mono-unsaturated varieties and use sparingly. Make sure you can see the bread through the spread!
Spreads	Use sparingly. Choose reduced-salt varieties where available. Examples include peanut butter and other nut spreads, fish, chicken and meat paste, yeast and vegetable extract spreads.
Sauces and gravy	Use sparingly. Choose reduced-salt varieties where available. Examples include tomato sauce, sweet chilli sauce and gravy. Some sauces (for example satay) also contain nut products which are a common allergen.
Snack food bars	Check the label against the nutrient criteria (on page 15). Examples include breakfast bars, cereal bars and fruit bars.
Savoury snack foods and biscuits	Check the label against the nutrient criteria (on page 15). Examples most likely to fit here include oven-baked snack biscuits, popcorn and some dry biscuits.
Cakes, muffins and sweet biscuits	Check the label against the nutrient criteria (on page 15). Some un-iced cakes, muffins and sweet biscuits that are a small to medium serve size or have been modified (for example reduced levels of fat and/or sugar and include fibre) may fit into the AMBER category.
Ice-creams	Ice-creams that are not coated in chocolate, premium or of a large serve size are likely to fall into the AMBER category, such as plain milk-based ice-creams and frozen yoghurts.
Ice blocks, fruit-based ice confection and slushees	Check the label against the nutrient criteria (on page 15). Watch the serve size and choose carefully.
Drinks	Stock fruit juice of no more than 250 ml, as in large amounts it can contribute excess kilojoules. Fruit drinks – choose those with greater than 50% fruit juice. These drinks contribute to tooth decay because of their high acidity level and should not be consumed frequently. Full-fat soy drinks also fit into the AMBER category.
Breakfast cereals	Refined breakfast cereals with added sugars and/or saturated fat fit in the AMBER category.

Many commercial products may fit into either the RED or AMBER category. Read the labels and assess against the *'Occasional' Food and Drink Criteria* on page 15 or select products from the registered products list available

through Nutrition Australia and the FOCiS Star Choice list available through the Queensland Association of School Tuckshops to make more suitable choices.

'Occasional' foods and drinks – the RED category

The 'occasional' foods and drinks that make up the RED category of the Food and Drink Spectrum are based on the 'extra' foods as defined in *The Australian Guide to Healthy Eating*.

It is recommended that these foods and drinks are only consumed occasionally, because they:

- lack adequate nutritional value
- are high in saturated fat, and/or added sugar and/or salt
- can contribute excess energy (kilojoules)
- can contribute to tooth decay and erosion.

Limit to no more than two occasions per term

Foods and drinks which fit into the RED category should be supplied on **no more than two occasions** per term. It is important to be consistent across all areas of food provision in the school. This includes the tuckshop,

vending machines, fundraising, classroom rewards, excursions, camps, celebrations, sports days, Enterprise Education activities and curriculum activities.

Types of food that fit into the RED category

A set of nutrient criteria is provided to work out whether a food or drink fits into the RED category of the Food and Drink Spectrum (see page 8). There are many commercial products that may fall into either RED or AMBER categories depending on their nutrient content. Compare the label against the 'Occasional' Food and Drink criteria. The **Ready Reckoner** on pages 19–23 can also help you to make decisions about these products.

The table below provides a broad description of the types of foods and drinks that fall into the RED category of the spectrum.

The RED Category

Food type	Examples
Sugar and artificially sweetened drinks	Soft drinks, artificially sweetened soft drinks, energy drinks, sports drinks and flavoured mineral waters
Confectionery/lollies	All types
Deep-fried foods	All types
Savoury snack foods	Crisps, chips and other similar products
Ice-creams	Chocolate coated and premium ice-creams
Cakes, muffins, sweet pastries and slices	Croissants, doughnuts, cream-filled buns/cakes, sweet pastries, slices Medium to large serves of many cakes and muffins



Nutrient criteria to identify ‘Occasional’ foods and drinks

The ‘Occasional’ (RED) food and drink criteria

The tables on page 15 list a set of nutrient criteria for each category of food and drink that needs to be assessed. There are two main groupings:

- hot food items
- snack foods and drinks.

Each category’s characteristics have been considered in the development of the criteria. Total fat and added sugar are not included in the criteria. By setting a limit on the total kilojoule content of the product, the amount of fat or sugar that can be added is restricted. Within the two main groupings of hot food items, and snack foods and drinks, there are a number of categories.

Hot foods are assessed per 100 g due to the wide variation in serve sizes within this grouping.

Snack foods and drinks are assessed ‘per serve’. The ‘per serve’ measure is provided for ease of use. It applies to those products that are generally pre-packaged into individual serves.

Large serving sizes and excess intake of energy have been addressed by limiting the kilojoule content **per serve of foods and drinks in the snack foods and drinks categories.**

Assessing a product against the criteria

Use the ‘Occasional’ food and drink criteria table on page 15 to determine if a food or drink fits into the RED category of the spectrum. There are two examples on pages 17–18 to help you understand how to use the Nutrition Information Panel on product labels to assess it against the nutrient criteria.

The ‘Occasional’ food and drink criteria table

If the hot food item you are considering has more than the number specified in the energy, saturated fat or sodium column it is an ‘Occasional’ food and drink (RED category).

If the snack food or drink product you are considering has more than the number specified in the energy, saturated fat or sodium column or less than the number in the fibre column, it is an ‘Occasional’ food or drink (RED category).



The 'Occasional' (RED) food and drink criteria tables (Updated 2016)

NOTE: From Term 2, 2016, the Sugar-sweetened drinks and ices category will apply to ices only. All drinks other than plain water, milk (plain and flavoured) and at least 99% fruit or vegetable juice (non-carbonated) will be classified as RED and their supply limited to no more than two occasions per term.

The Savoury snack foods and biscuits category will not apply to chips and similar snacks as all chips and similar snacks will be classified at RED and their supply limited to no more than two occasions per term.

The Cakes, muffins and sweet pastries category will not apply to products with sweet fillings, icings, cream and added confectionery as these will be classified as RED and their supply limited to no more than two occasions per term.

Hot food items assessed per 100 g			
Category	Nutrient Criteria		
Food or drink	Energy (kilojoules) per 100 g	Saturated Fat (g) per 100 g	Sodium (mg) per 100 g
Savoury pastries, pasta, pizzas, oven-baked potato products	>1000 kJ	>5 g	>400 mg
Crumbed and coated foods, frankfurters, sausages	>1000 kJ	>5 g	>700 mg

Note: All DEEP-FRIED FOODS fit into the RED end of the spectrum and their supply should be limited in schools. They are too high in kilojoules and fat (usually saturated fat).

Key: > means more than, < means less than.

Snack foods and drinks assessed per serve				
Category	Nutrient Criteria			
Food or drink	Energy (kilojoules) per serve	Saturated Fat (g) per serve	Sodium (mg) per serve	Fibre (g) per serve
Sugar-sweetened drinks and ices	>300 kJ		>100 mg	
Snack food bars and sweet biscuits	>600 kJ	>3 g		<1.0 g
Savoury snack foods and biscuits	>600 kJ	>3 g	>200 mg	
Ice creams and dairy desserts	>600 kJ	>3 g		
Cakes, muffins and sweet pastries etc.	>900 kJ	>3 g		<1.5 g

Key: > means more than, < means less than.

Based on the NSW Department of Health and NSW Department of Education and Training *Canteen Menu Planning Guide, 2004*, which is part of the NSW Healthy School Canteen Strategy.



Reading nutrition information panels



What's on a label?

There is a lot of information on labels today. The focus here is on the Nutrition Information Panel. The nutrients are displayed in a standard format, providing quantity per serve and quantity per 100 g (or 100 ml if liquid) of the food.

Food and drink labels – how to read them

Information on food and drink labels can be confusing. When you know how to read them, you'll find the label the best source of information about a product.

Nutrition Information Panels that manufacturers attach to their products allow you to work out whether or not they fit into the RED category of the spectrum.

Reading Nutrition Information Panels

Nutrition Information Panels provide information on the amount of energy (kilojoules), protein, total fat, saturated fat, carbohydrate, sugars and sodium (salt), as well as any other nutrient about which a claim is made (for example fibre, iron, calcium).

Tip: Always check the serve size of the product. The serve quoted on some food and drink labels may not be the same as the serve size sold in the tuckshop.

Example Nutrition Information Panel

Servings per package: 8		
Serving size: 60 g		
	QUANTITY PER 60 g SERVING	QUANTITY PER 100 g
ENERGY	467 kJ (112 cal)	1555 kJ (372 cal)
PROTEIN	2.6 g	8.6 g
FAT		
– Total	0.3 g	1.1 g
– Saturated	0.1 g	0.3 g
CARBOHYDRATE	24.1 g	80.5 g
– Sugars	4.1 g	13.7 g
SODIUM	2 mg	8 mg
Ingredients: Whole wheat, fruit paste (25%), (Dried dates, sultanas, pear juice concentrate, glycerol, blackcurrant juice concentrate), sugar, vitamins (Niacin, Riboflavin, Thiamine)		

Highlights show the nutrients of concern in the 'Occasional' Food and Drink Criteria table (see page 15).



Nutrition information and serve size

Comparing a hot food item against the criteria

When making a decision about the suitability of a product to be supplied in a school, the Nutrition Information Panel on the package needs to be compared to the 'Occasional' Food and Drink Criteria table. The example below illustrates how to check the per 100 g column on the Nutrition Information Panel.



Example 1: Crumbed Chicken Fillet Burger

Step 1

You have determined this food belongs in the category: HOT FOOD ITEMS – Crumbed and coated foods.

Hot Food Items are assessed per 100 g, therefore look at the per 100 g column on the Nutrition Information Panel.

Step 2

Look at the per 100 g column for ALL these nutrients:

- Energy (kilojoules)
- Saturated fat
- Sodium

Remember if **any one** is **greater than** the criteria on the 'Occasional' Food and Drink Criteria table (see page 19) it is then classified as an 'Occasional' food or drink (RED category).

Step 3

Compare the Nutrition Information Panel per 100 g with the criteria from the 'Occasional' Food and Drink Criteria table (see page 19).

You have now determined that this crumbed chicken fillet burger is in the **AMBER** food category and **NOT** in the RED category.

Nutrition Information Panel for crumbed chicken fillet burger

Servings per package: 60		
Average serving size: 120 g		
	Quantity per serve	Quantity per 100 g
ENERGY	1176 kJ	980 kJ
PROTEIN	17.4 g	14.5 g
FAT		
– Total	15.8 g	13.2 g
– Saturated	4.1 g	3.4 g
CARBOHYDRATE	18.3 g	15.3 g
– Sugars	0.2 g	0.2 g
SODIUM	734 mg	612 mg

CATEGORY	NUTRIENT CRITERIA		
Food or Drink	Energy (kilojoules) per 100 g	Saturated Fat (g) per 100 g	Sodium (mg) per 100 g
Crumbed and coated foods, frankfurters, sausages	>1000 kJ	>5 g	>700 mg

Kilojoules are within the criteria at 980 kJ/100 g

Saturated fat is within the criteria at 3.4 g/100 g

Sodium is within the criteria at 612 mg/100 g

Comparing a snack food item against the criteria

The example below illustrates how to check the **per serve** column on the Nutrition Information Panel.

Example 2: Baked Savoury Biscuits

Step 1

You have determined this food belongs in the category: SNACK FOODS AND DRINKS – Savoury snack foods and biscuits.

Snack Foods and Drinks are assessed per serve, therefore look at the per serve column on the Nutrition Information Panel.

Step 2

Look at the 'Quantity per serve' column for ALL these nutrients:

- Energy (kilojoules)
- Saturated fat
- Sodium

Step 3

Determine your serve size: At your tuckshop you sell 24 biscuits as a serve. This is one and a half times the serve on the label, that is, $16 \times 1.5 = 24$ biscuits

Step 4

Compare the Nutrition Information Panel per serve with the criteria from the 'Occasional' Food and Drink Criteria table (see page 20).

- Energy: $770 \text{ kJ} \times 1.5 \text{ serves} = 1155 \text{ kJ as served}$
- Saturated Fat: $3.9 \text{ g} \times 1.5 = 5.8 \text{ g as served}$
- Sodium: $238 \text{ mg} \times 1.5 = 357 \text{ mg as served}$

You have now determined that at this serving size, these savoury biscuits **ARE** an 'Occasional' food or drink (RED category) and should be limited for supply to no more than two times per term.

Nutrition Information Panel for Baked Savoury Biscuits

Servings per package: 6		
Average serving size: 16 biscuits (35 g)		
	Quantity per serve 16 Biscuits (35 g)	Quantity per 100 g
ENERGY	770 kJ	2195 kJ
PROTEIN	5.2 g	14.8 g
FAT		
– Total	8.8 g	25.1 g
– Saturated	3.9 g	11.1 g
CARBOHYDRATE	20.4 g	58.1 g
– Sugars	1.1 g	3.2 g
DIETARY FIBRE	1.4 g	4.0 g
SODIUM	238 mg	678 mg



This serving of biscuits is over the set criteria for energy at 1155 kJ

This serving of biscuits is over the set criteria for saturated fat at 5.8 g

This serving of biscuits is over the set criteria for sodium at 357 mg

CATEGORY	NUTRIENT CRITERIA		
Food or Drink	Energy (kilojoules) per serve	Saturated Fat (g) per serve	Sodium (mg) per serve
Savoury snack foods and biscuits	>600 kJ	>3 g	>200 mg

Ready reckoner of commonly supplied food and drinks (revised 2016)

Using the Ready Reckoner

These tables will provide you with a guide to food and drinks commonly supplied in schools, and the category they are most likely to fit into. Circles in two columns indicate that brands or varieties of foods and drinks in this category differ and may fit into one or other of the categories shown.



Foods	Likely part of the food and drink spectrum			Comments
	Green	Amber	Red	
Breads and alternatives <ul style="list-style-type: none"> ■ Breads, bagels, rolls, wraps, tortillas, rolls, plain foc accias, panini, Turkish bread, Lebanese bread, Pita bread, English muffins, crumpets and similar ■ Scones, pancakes and pikelets – plain or fruit ■ Raisin, fruit bread or fruit buns such as hot cross buns ■ Rice and corn cakes, crispbreads and water crackers ■ Commercially produced savoury bread, scrolls, pull-aparts, garlic and herb bread 	<ul style="list-style-type: none"> ● ● ● ● 	<ul style="list-style-type: none"> ● ● 	<ul style="list-style-type: none"> ● 	<p>Choose bread in a variety of forms to add interest. Wholegrain and high fibre varieties are best.</p> <p>GREEN if served with no topping or small amounts of reduced fat topping. AMBER if served with small amounts of jam or maple syrup. Do not top with cream, chocolate or other flavoured toppings or confectionery.</p> <p>GREEN if plain and un-iced. Use minimal spreads. Do not choose varieties that are iced or contain confectionery.</p> <p>GREEN if plain or unflavoured. Flavoured rice or corn cakes are likely to be AMBER, assess against the <i>Savoury snack foods and biscuits</i> category. Serve with reduced fat cheese and salad/vegetable topping.</p> <p>Assess against <i>Savoury pastries, pasta, pizzas, oven baked potato products</i> category. Commercially produced savoury breads can be high in saturated fat, sodium and kilojoules. Use small to medium serves, 40-60g per person and choose wholegrain options that use reduced fat cheese, lean meats and plenty of vegetable toppings.</p> <p>To make your own garlic/herb bread, lightly brush bread with olive oil or reduced fat spread and top with crushed garlic/herbs.</p>

Foods	Likely part of the food and drink spectrum			Comments
	Green	Amber	Red	
Breakfast cereals	●	●		Choose wholegrain and minimally processed cereal and porridge. GREEN if served with reduced fat milk. AMBER if served with full fat milk or if cereal is refined or processed including cereals with some added sugar, flavour and/or sweeteners. Highly processed varieties with high amounts of sugar should not be supplied.
Savoury pastries <ul style="list-style-type: none"> ■ Pies, party pies, sausage rolls, filled pastries, cheese and spinach triangles, quiche, samosas, calzone, pide, or other similar savoury pastries ■ Spring rolls, dim sims, pork buns ■ Croissants, plain and savoury 		●	●	<p>Assess against the <i>Savoury pastries, pasta, pizzas and oven-baked potato products</i> category. Pastries are high in saturated fats. Use reduced fat and salt varieties. Limit the number of items per serve, with a recommended total serve size of 250g.</p> <p>Note: Party or mini versions of savoury pastries are not considered a snack. Assess these items against the <i>Savoury pastries, pasta, pizzas and oven-baked potato products</i> category.</p> <p>Assess against the <i>Savoury pastries, pasta, pizzas and oven-baked potato products</i> category. Oven bake or steam these products to keep the fat and energy content down.</p> <p>RED - croissants are very high in saturated fat.</p>
Pizza <ul style="list-style-type: none"> ■ Prepared on site, including thin crust, muffin and pita bases ■ Commercially produced pizza 	●	●	●	<p>GREEN if prepared on site using a thin crust or muffin/bread based pizza base and topped with lean meat, reduced fat cheese and plenty of vegetables.</p> <p>AMBER if prepared on site but topped with full fat cheese. Serve pizza with salad for a meal. Muffin based pizzas may be served as a snack.</p> <p>Assess against the <i>Savoury pastries, pasta, pizzas and oven-baked potato products</i> category.</p>
Fruit <ul style="list-style-type: none"> ■ Fresh, frozen ■ Canned ■ Dried fruit (without added flavouring) ■ Fruit leathers and dried fruit based snack foods 	●	●	●	<p>For variety, serve seasonal fresh fruit whole, sliced, cubed, in wedges, quarters or spirals such as an apple slinky. Fruit can also be frozen for a refreshing snack.</p> <p>GREEN if canned in natural juice or water. AMBER if canned in syrup or containing added sugar.</p> <p>Serve dried fruit in small serve sizes such as:</p> <ul style="list-style-type: none"> • 30 - 40g small box of sultanas • 4 dried apricot halves • 4 to 5 apple rings. <p>Assess against the <i>Snack food bars and sweet biscuits</i> category.</p> <p>Dried fruit and fruit leathers are best eaten as part of a meal, as they can stick to teeth and may lead to decay.</p>



Foods	Likely part of the food and drink spectrum			Comments
	Green	Amber	Red	
Vegetables ■ Fresh, frozen, canned ■ Corn on the cob ■ Jacket potatoes (fresh/non-frozen)	● ● ●			<p>Add a variety of fresh (raw or cooked), frozen or canned vegetables to meals. Choose reduced or low salt canned vegetables and rinse well before use. Choose healthy cooking methods such as steaming or roasting with no added oil.</p> <p>Serve on its own as a healthy snack or as part of a meal.</p> <p>Potatoes can be cooked in their skin, split and served with a variety of fillings such as reduced fat cheese, corn, tabouleh, savoury lean mince or baked beans.</p>
Commercial oven-baked potato products ■ Wedges, gems, hash browns, scallops, potato bake and similar products.		●	●	<p>Assess against the <i>Savoury pastries, pasta, pizzas, oven baked potato products</i> category. Limit the number of items per serve, with a recommended total serve size of 250g.</p> <p>DO NOT sell these products on their own. Serve as part of a meal with salad/vegetables and protein such as lean uncoated meat, chicken or fish.</p> <p>All deep fried potato products are RED. This includes products which may have been deep-fried in the manufacturing process (eg. battered) and are re-heated in the tuckshop.</p>
Salads ■ Green/garden, bean salad, tabouleh, quinoa ■ Rice salad ■ Pasta, potato, coleslaw, egg salad	● ● ● low fat/salt		● ● higher fat/salt	<p>If serving with a dressing choose reduced or low fat and reduced or low salt varieties.</p> <p>Include a protein source such as lean red meat, chicken, tuna, eggs, legumes, tofu or reduced fat cheese.</p> <p>When adding salad to items such as wraps, rolls and sandwiches, include at least two salad items.</p>
Legumes ■ Lentils, baked beans, chick peas ■ Lentil patties, falafels (grilled or baked)	● ●		● ●	<p>Legumes can be added to salads and cooked dishes to add fibre, protein, texture and variety. Choose low salt varieties and rinse well before use. Baked beans can be used in sandwiches and jaffles as an alternative to meat.</p> <p>Choose varieties that are low in salt. Lentil patties and falafels can be used in wraps, rolls and sandwiches or served with salads and reduced fat hummus. Grill or bake patties and falafels. Deep-fried versions are not permitted.</p>
Soups	●	●		<p>GREEN if no added salt, reduced salt and non-cream based.</p> <p>AMBER if added fat or salt or cream based. Soups can be made on site, commercially prepared or canned.</p>



Foods	Likely part of the food and drink spectrum			Comments
	Green	Amber	Red	
Yoghurt, cheese and/or alternatives <ul style="list-style-type: none"> ■ Cheese (including ricotta cheese) ■ Yoghurt ■ Custard ■ Fromage frais ■ Sour cream 	Reduced fat	Full fat		<p>GREEN if reduced fat. AMBER if full fat.</p> <p>Dairy products are high in calcium and should be encouraged. Reduced fat dairy products are recommended in the <i>Australian Dietary Guidelines</i> for everyone over two years of age.</p> <p>Desserts containing dairy – see <i>Ice-cream, milk-based ice confections and dairy desserts</i>.</p> <p>Cream, coconut milk and coconut cream - see <i>Fats and oils</i>.</p> <p>Milk – see <i>Drinks</i>.</p>
Lean meats and poultry, fish, eggs, tofu, nuts and seeds <ul style="list-style-type: none"> ■ Lean red meat, lean chicken meat without the skin, turkey, fish, seafood ■ Egg ■ Nuts ■ Patties prepared on site (meat, chicken, fish) ■ Commercial patties (meat, chicken, fish, lentil) char-grilled chicken fillet, chicken drumsticks, meat balls, omelettes ■ Stir-fries, casseroles, curries, stews made on site ■ Commercial stir-fries, casseroles, curries, stews 	<ul style="list-style-type: none"> ● ● ● ● ● ● 	<ul style="list-style-type: none"> ● ● ● ● ● ● 	<ul style="list-style-type: none"> ● ● ● ● ● ● 	<p>These foods are a good source of protein and can be used for wraps, sandwiches, salad plates and pizza toppings. Offer lean options (fat trimmed or skinless) and use reduced fat cooking techniques (poached, oven-baked, grilled and steamed).</p> <p>GREEN if plain, unsalted raw or dry roasted nuts. AMBER if salted or roasted.</p> <p>GREEN if made using lean meat cuts and no added salt. Other patties made on site are usually AMBER. Assess against the <i>Crumbed and coated foods, frankfurters, sausages</i> category. Use patties on a wrap or roll and add plenty of salad for a healthier and more filling meal.</p> <p>GREEN if made on site using lean meat cuts and plenty of vegetables.</p> <p>Assess against the <i>Savoury pastries, pasta, pizza, oven baked potato products</i> category.</p>
Processed meats <ul style="list-style-type: none"> ■ Ham ■ Chicken (pre-cooked free flow/processed) ■ Devon/chicken roll or loaf/corned beef/silverside/ pastrami/ bacon ■ Sausages, frankfurters, cheerios 	<ul style="list-style-type: none"> ● 	<ul style="list-style-type: none"> ● ● ● ● 	<ul style="list-style-type: none"> ● ● ● ● 	<p>Choose reduced fat and reduced or low salt ham.</p> <p>Choose reduced fat and reduced or low salt commercial chicken.</p> <p>If using ham or chicken to make a meal by adding a variety of salads or vegetables, the meal item would be classified as GREEN.</p> <p>These foods are often high in salt and/or saturated fat. AMBER if lean, reduced fat and/or low salt product (eg. short cut bacon). Salami is RED.</p> <p>Assess against the <i>Crumbed and coated foods, frankfurters, sausages</i> category. Most BBQ beef sausages and frankfurters will be RED. Some chicken and kangaroo sausages may be AMBER. Check the nutrition information against the above criteria.</p>



Foods	Likely part of the food and drink spectrum			Comments
	Green	Amber	Red	
<p>Crumbed and coated products</p> <ul style="list-style-type: none"> ■ Chicken fillets, patties, nuggets, strips/fingers or goujons, fish fingers, crumbed fish, beef and chicken burgers and similar products ■ Crumbed or battered saveloys, frankfurters and sausages 		●	●	<p>Assess against the <i>Crumbed and coated foods, frankfurters, sausages</i> category. Limit the number of items per serve, with a recommended total serve size of 150g. DO NOT sell these products on their own. Serve as part of a meal with salad/vegetables.</p> <p>These products are RED regardless of their serve size or whether they have been crumbed or battered during commercial processing and re-heated on site.</p>
<p>Rice, grains and noodles including couscous, polenta, burghul, quinoa, cracked wheat</p> <ul style="list-style-type: none"> ■ Prepared on site ■ Commercial ■ Fried rice and stir fried noodles prepared on site ■ Commercial fried rice and stir fried noodles ■ Instant noodles, hot noodle cups ■ Sushi and rice paper rolls 	●	●	●	<p>GREEN if plain or with added salad/vegetables and/or lean cuts of meat.</p> <p>Assess against <i>Savoury pastries, pasta, pizzas, oven baked potato products</i> category.</p> <p>GREEN if prepared on site and including vegetables and/or lean cuts of meats.</p> <p>Assess against <i>Savoury pastries, pasta, pizzas, oven baked potato products</i> category.</p> <p>Assess against <i>Savoury pastries, pasta, pizzas, oven baked potato products</i> category. Choose reduced fat and reduced salt varieties. Do not serve instant noodles dry as a snack.</p> <p>GREEN if fillings are uncoated lean meats, seafood or vegetables. AMBER if fillings are coated (eg. crumbed or fried).</p>
<p>Pasta products</p> <ul style="list-style-type: none"> ■ Prepared on site ■ Commercial (pre-packaged), frozen, canned 	●	●	●	<p>GREEN if tomato or vegetable-based sauce, lean trimmed meats or reduced fat mince and vegetables. If preparing a creamy sauce, use alternatives such as light evaporated milk or natural yoghurt. For pasta bakes and lasagne, use lean meats, reduced fat dairy products and cheese in sauces and toppings and add vegetables. Avoid large serve sizes of pasta.</p> <p>AMBER if in a creamy sauce using full fat ingredients.</p> <p>Assess against <i>Savoury pastries, pasta, pizzas and oven-baked potato products</i> category. Choose varieties that include plenty of vegetables.</p>

Foods	Likely part of the food and drink spectrum			Comments
	Green	Amber	Red	
Spreads and dips <ul style="list-style-type: none"> ■ Peanut butter, fish, chicken, meat paste, yeast and vegetable extract spreads ■ Chocolate spread ■ Honey, jam and syrup ■ Dips, salsas and relishes 	●	●	●	<p>Use sparingly. Choose reduced salt varieties where available.</p> <p>RED - chocolate spread is considered confectionery.</p> <p>AMBER - try to avoid these spreads as they have limited nutritional value. If they are used, use sparingly.</p> <p>GREEN if vegetable based or yoghurt based dips such as hummus, beetroot, eggplant, avocado and tzatziki. Choose vegetable based salsas or relishes such as tomato, bean or capsicum.</p> <p>AMBER if high in saturated fat and/or salt.</p>
Sauces, condiments and gravies <ul style="list-style-type: none"> ■ Tomato, sweet chilli, BBQ, soy, satay sauces ■ Gravy ■ Mayonnaise ■ Salad dressing ■ Marinades 		●		<p>AMBER - use sauces, condiments and gravies sparingly and choose reduced fat, reduced or low salt varieties.</p>
Fats and oils <ul style="list-style-type: none"> ■ Margarine ■ Oil ■ Butter, lard, tallow, copha, ghee ■ Cream, sour cream ■ Coconut milk and coconut cream 		●	●	<p>Use sparingly. Choose salt reduced varieties where available.</p> <p>AMBER if unsaturated e.g. olive, canola and nut oils.</p> <p>RED if saturated e.g. coconut oil, animal fat, palm oil, copha or other oils which contain high levels of saturated fat.</p> <p>RED - these products are very high in saturated fat.</p> <p>AMBER if reduced fat varieties or alternatives are used, such as reduced fat evaporated milk, natural yoghurt or ricotta cheese.</p> <p>RED if regular varieties are used.</p> <p>AMBER if reduced fat coconut milk or cream or alternatives such as evaporated milk with coconut essence. RED if full fat varieties are used.</p>



Foods	Likely part of the food and drink spectrum			Comments
	Green	Amber	Red	
<p>Sweet baked products</p> <ul style="list-style-type: none"> ■ Cakes, biscuits, muffins, sweet pies and tarts, fruit crumbles, sweet pastries, slices, puddings, doughnuts and danishes 		●	●	<p>Assess all commercial sweet baked products against either the <i>Cakes, muffins and sweet pastries</i> category or the <i>Snack food bars and sweet biscuits</i> category. If fibre is not listed on the nutrition label, ask the manufacturer about the fibre content.</p> <p>RED if sweet baked products are iced, have sweet or cream fillings or contain confectionery for example, chocolate chips or lollies.</p> <p>Serve only on occasions and in small to medium serves (30 - 40g per person).</p> <p>Recipes for sweet baked products can be modified by using reduced fat milk, and wholemeal flour. Adding fruit will also increase fibre. Home baked products and products baked on site using modified recipes may be AMBER.</p>
<p>Snack food bars</p> <ul style="list-style-type: none"> ■ Cereal bars, fruit bars, muesli bars, breakfast bars, energy bars, sweet popcorn 		●	●	<p>Assess against the <i>Snack food bars and sweet biscuits</i> category. Bars with added confectionery such as chocolate chips, drizzles, yoghurt coatings or similar are RED.</p>
<p>Ice-cream, milk-based ice confections and dairy desserts</p> <ul style="list-style-type: none"> ■ Standard reduced and low fat ice-cream and milk-based ice confections ■ Chocolate coated, gourmet and premium ice-cream and milk-based ice confections or those with added confectionery ■ Dairy desserts such as frozen yoghurt, mousse and cheesecake 		●	●	<p>Assess against the <i>Ice-creams and dairy dessert</i> category. Choose reduced fat products and ensure milk or a soy alternative is listed as the first ingredient in the ingredient list.</p> <p>RED if coated in chocolate or other confection, contains confectionery, jelly or syrup fillings or toppings or if a gourmet/premium product.</p> <p>Assess against the <i>Ice-creams and dairy dessert</i> category. Dairy desserts include those where milk is listed as the first ingredient in the ingredient list. RED if contains confectionery.</p>
<p>Ice-blocks, water/fruit based ice confection</p> <ul style="list-style-type: none"> ■ Ice blocks, sorbet, gelato, fruit and water based ice-confection ■ Slushies/ice crushes 		●	●	<p>Assess against the <i>Sugar sweetened drinks and ices</i> category.</p> <p>Slushies must be 99% juice and have no added sugar, flavouring or colouring. Maximum size of slushies is 250 mL.</p>

Foods	Likely part of the food and drink spectrum			Comments
	Green	Amber	Red	
<p>Confectionery</p> <ul style="list-style-type: none"> ■ All types including boiled lollies, jellies, juice jellies, soft lollies, 100s and 1000s, cough lollies, liquorice, yoghurt coated, gum and mints. ■ Chocolates, choc chips, chocolate flakes, chocolate spread, carob 			<p>●</p> <p>●</p>	<p>RED - all types of confectionery, including those that are labelled 'natural' or 'fat free' or 'sugar-free'.</p> <p>RED - all types of chocolates and carob, including those used as coatings, are confectionery. They are foods with minimal nutritional value.</p> <p>Confectionery should not be supplied or sold in schools.</p>
<p>Jelly</p> <ul style="list-style-type: none"> ■ Jelly, jelly sticks, jelly lollies and puddings 			<p>●</p>	<p>RED - all jelly, jelly sticks, jelly lollies and puddings including frozen products.</p>
<p>Savoury snack foods</p> <ul style="list-style-type: none"> ■ Popcorn ■ Flavoured commercial popcorn ■ Savoury biscuits ■ Other flavoured snack items such as savoury mixes, roasted chick peas, broadbeans. ■ Potato chips (crisps), corn chips, vegetable chips (crisps), cereal based snacks (corn chips, rice chips), extruded snacks (savory, puffs, balls or rings) and similar snacks 	<p>●</p>	<p>●</p> <p>●</p> <p>●</p>	<p>●</p> <p>●</p> <p>●</p> <p>●</p>	<p>GREEN - air-popped popcorn made on site, with no or minimal butter, salt or flavouring.</p> <p>Assess savoury flavoured popcorn against the <i>Savoury snack foods and biscuits</i> category. Assess sweet flavoured popcorn against the <i>Snack foods and sweet biscuits</i> category.</p> <p>Assess against the <i>Savoury snack foods and biscuits</i> category.</p> <p>Assess against the <i>Savoury snack foods and biscuits</i> category.</p> <p>RED - these items are of minimal nutritional value. Choose a healthier snack alternative such as air-popped unflavoured popcorn, trail mix or fruit, vegetable or dairy products.</p>



Foods	Likely part of the food and drink spectrum			Comments
	Green	Amber	Red	
Drinks				
■ Water	●			GREEN if plain unflavoured water (still or sparkling).
■ Plain milk (including soy), reduced fat or full fat	● reduced fat	● full fat		GREEN if reduced fat. AMBER if full fat.
■ Flavoured milk (including soy), reduced fat or full fat		●		All flavoured milk is AMBER (sugar sweetened or artificially sweetened). Maximum serve size 500 mL. Over the age of two years, children are encouraged to drink reduced fat milk or calcium enriched soy drinks. (<i>Australian Dietary Guidelines, 2013</i>).
■ Coffee milk drinks (flavoured and those containing caffeine)		● high school	● primary school	Only to be sold to secondary students. Maximum serve size of 375 mL. Choose reduced fat varieties. Products with an <i>advisory statement</i> on the label: for example, “this food is not recommended for children” should not be sold or supplied in primary or high schools. Plain reduced fat milk is the preferable milk choice for children and adolescents
■ Fruit/vegetable juice (non-carbonated)		●	●	AMBER if at least 99% fruit/vegetable juice (without additional flavouring). Maximum serve size 250 mL. Choose products that contain fibre and no added sugar. RED if less than 99% fruit/vegetable juice and served larger than maximum serving size.
■ Fruit/vegetable juice (carbonated)			●	RED – all carbonated drinks are RED .
■ All sugar-sweetened drinks, soft drinks, intensely-sweetened drinks (excluding milk), other carbonated drinks, flavoured mineral waters, sports drinks and waters, fruit drinks, iced teas and similar			●	The only drinks to be sold or supplied are plain water, plain or flavoured milk and fruit/vegetable juice at least 99%, non-carbonated without added flavouring.
■ Slushies/crushed ice		●	●	Slushies must be at least 99% juice and have no added sugar, flavouring or colouring. Maximum size of slushies is 250 mL.
■ Hot chocolate and hot flavoured milk drinks		●		AMBER - use reduced fat milk. Limit serve size to less than 250 mL. Do not add more than 2 teaspoons of powder per 250 mL. RED if addition of whipped cream or confectionery.



Resources



Websites

Education Queensland

www.education.qld.gov.au/schools/healthy
The Safe and Healthy Schools website.

Queensland Health

www.health.qld.gov.au

Information is available about healthy living, including nutrition, physical activity and food safety.

www.foodsafetymatters.gov.au

Dedicated food safety website aimed at schools.

Association of Independent Schools of Queensland

www.aisq.qld.edu.au

Queensland Catholic Education Commission

www.qcec.qld.catholic.edu.au/site/www/index.cfm

Queensland Association of School Tuckshops (QAST)

www.qast.org.au

Telephone for inquiries about tuckshop management, membership and the Registered Product lists. Telephone: 07 3324 1511

Nutrition Australia

www.nutritionaustralia.org/about_us/offices/qld.asp

Telephone for information about the Nutrition in Schools Advisory Service and the School Tuckshop Product Guide.

Telephone: 07 3257 4393

Queensland Council of Parents and Citizens Associations Inc.

www.qcpca.org.au/

Contains a copy of the *P&C Operations Manual* that includes a section on retail operations including tuckshops. This manual also includes a section on food safety for tuckshops.

National Heart Foundation

www.heartfoundation.com.au

Contact for brochures and posters such as *School Lunch Box Ideas*, *Your Heart* and *Eat Smart, Play Smart – A Manual for Out of School Hours Care*.

Telephone the Heartline on 1300 36 27 87

Food Standards Australia and New Zealand

www.foodstandards.gov.au/

For information about food safety, food standards and food labelling.

Commonwealth Department of Health and Ageing

www.health.gov.au/pubhlth/publicat/document/fdcons.pdf

The Australian Guide to Healthy Eating consumer's booklet.

National Health and Medical Research Council

www.nhmrc.gov.au/publications/nhome.htm

A copy of the *Dietary Guidelines for Children and Adolescents in Australia* can be downloaded from this website.





Publications

The Australian Guide to Healthy Eating

To obtain copies of the booklet and poster contact the Commonwealth Department of Health and Ageing on 1800 020 103 extension 8654 (free call) or email phd.publications@health.gov.au

Food for Health – Dietary Guidelines for Children and Adolescents

To obtain copies of the booklet, pamphlet and poster produced by the National Health and Medical Research Council contact National Mail and Marketing on 1800 020 103 ext 9520 (free call) or email nmm@nationalmailing.com.au.

Tuckshop Shortcuts

Tuckshop Shortcuts is a manual that provides practical ideas to assist schools in creating a healthy and profitable school tuckshop. The manual covers topics such as writing a tuckshop policy, basic nutrition for children, planning a tuckshop menu and recipe ideas.

The *Tuckshop Shortcuts* publication is available through the ActiveAte website www.health.qld.gov.au/ActiveAte/

Management Sense Food Sense

A comprehensive manual produced by the Federation of Canteens in Schools (FOCiS). Copies and prices can be obtained from QAST on 07 3324 1511.

Looking After Our Kids

A video and handbook resource for school principals, parent bodies, tuckshop convenors, tuckshop assistants and volunteers to help them understand and comply with the Food Safety Standards. A free copy was sent to every school tuckshop in Australia in 2002. For additional copies (subject to availability) contact the Food Safety and Surveillance Section, Australian Government Department of Health and Ageing on (02) 6289 5131 or email: foodsafety@health.gov.au

Food safety for fundraising events

A pocket book guide to assist charities and community organisations meet their legal



obligations under Queensland food safety laws. Copies can be obtained from local Public Health Units. See below for locations and contact numbers.

Brisbane Northside 3250 8509

Brisbane Southside 3000 9148

Bundaberg 4150 2780

Cairns 4050 3601

Charleville 4656 8100

Gold Coast 5509 7222

Hervey Bay 4197 7277

Ipswich 3810 1500

Longreach 4658 0859

Mackay 4968 6611

Mt Isa 4744 4846

Redcliffe 3897 6480

Rockhampton 4920 6989

Sunshine Coast 5409 6600

Thursday Island 4069 0400

Toowoomba 4631 9888

Townsville 4750 4000

Queensland Health healthy eating brochures

Titles include *Great Food for Young People*, *Better Eating for a Healthier Lifestyle* and *Great Lunches and Snacks for Hungry Kids*.

Contact Queensland Health publications on 07 3234 0842.

Queensland food legislation – Information for schools

www.health.qld.gov.au/phs/documents/ehu/16846.pdf

An information sheet on food legislation that affects Queensland schools.

How to use the CD-ROM

On the attached CD-ROM you will find:

- *Food and Drink Supply Strategy for Queensland Schools* including the Food and Drink Selector
- 'Occasional' Food and Drink Criteria table
- Food and Drink Spectrum
- Presentation for use by schools and Parents and Citizens' Associations.

The materials are in Adobe Acrobat PDF format (suitable for use on both Windows PC and Apple Macintosh).

Viewing materials on the CD-ROM

The CD-ROM should start automatically. If not, please open the PDF titles Start_Here. Select the coloured icons to open the document you wish to view (see example below).

When you are finished viewing the material, close the window (or select Close from the File menus on your computer).

To print the material, please follow the instruction below.

Printing additional copies

To print additional copies of any of the materials, select the coloured icon listing the document you wish to print. Then select Print from the File menu on your computer. Click on OK to begin printing the material.

About Adobe Acrobat reader

The material included on the CD-ROM is in Adobe Acrobat PDF format. To view the files, you will need to have Adobe Acrobat reader installed on your computer. If you do not have Adobe Acrobat Reader installed, there is a copy provided on the CD-ROM. You will find an installer for PC or Macintosh in the folder labelled 'Acrobat'.

